




This is just one style. I recomend you to create your own and unique style. Here are some eyes I draw for you to practice. Take in mind too that te highlight doesn't mirror like the other things in some cases. Again deppends on the style.




5. Mirror the eye and we have now the two eyes.
OMG!! TuT so cute!!



Once we have the eyes we can easily draw them in the face. Remember... the eyes are huge too.

To continue I prefer to do the hair just after the eyes so let's do it ^-^
Hair!!.... there are so many hairstyles I can't place them all here but I can show you some examples.



Courtesy of neongenesisevarei.deviantart.com/